

#TRF-500B LOG SET INSTALLATION

For use with #TRF-41-MV and #TRF-41-L



ATTENTION: If installing optional brick refractory please do so now before installing log set. Follow instructions included with kit. If converting to LP (propane) gas do so now before installing log set. Follow instructions included with kit.



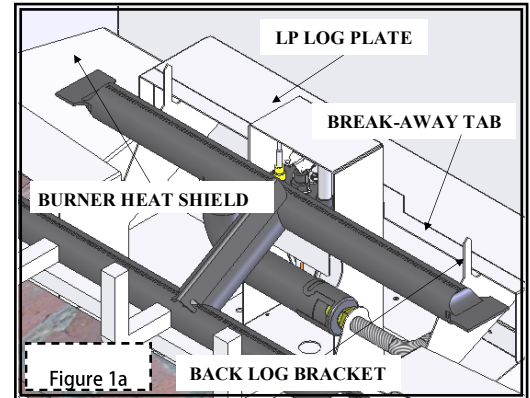
NOTE: Log numbers are located on bottom of each log. Refer to following instructions and illustrations for proper placement.



CAUTION: Do not place logs directly over burner port holes. Improper log placement may affect flame appearance and cause excessive soot to build up on logs and glass.

LP GAS MODELS (only)

If installing an optional firebrick refractory set, the break-away tab at front of LP log plate will need to be removed. Position LP log plate onto back log bracket. When properly seated, sides of log plate sit between back log brackets and burner heat shield sides.

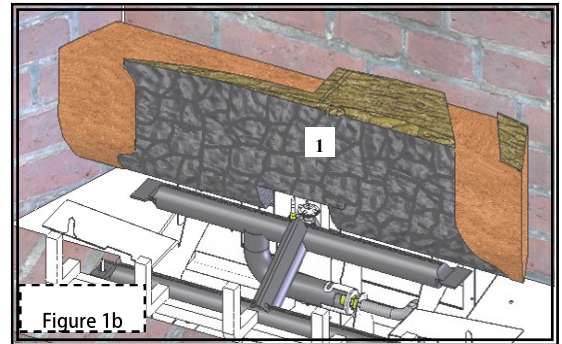


#1 LOG PLACEMENT

Place #1 log onto back log brackets, aligning log bracket pins with alignment holes in bottom of log while positioning notched out section of log over pilot shield. Set down onto mounting pins.

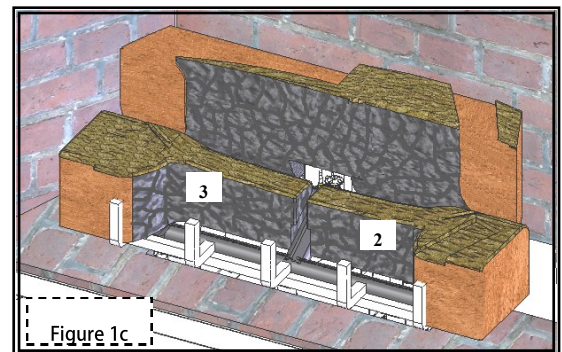
LP GAS MODELS: Position back log to create 1/4" (6mm) air space between back of burner and front of log.

NATURAL GAS MODELS: Position back log so front side of log is resting against backside of burner tube.



#2 & #3 LOG PLACEMENT

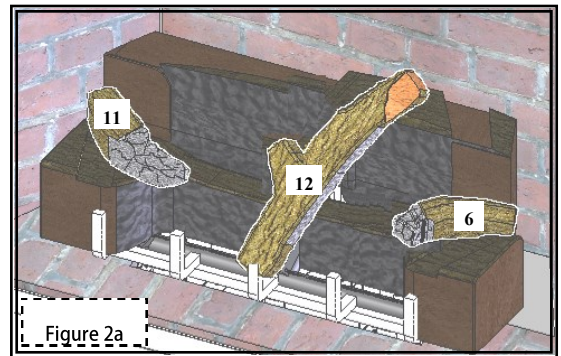
Place left side alignment hole on base log #2, and right side alignment hole on base log #3 over pins on front log brackets, positioning cut-outs on logs over log grate. Press logs down onto pins.



LOG SET INSTALLATION cont.

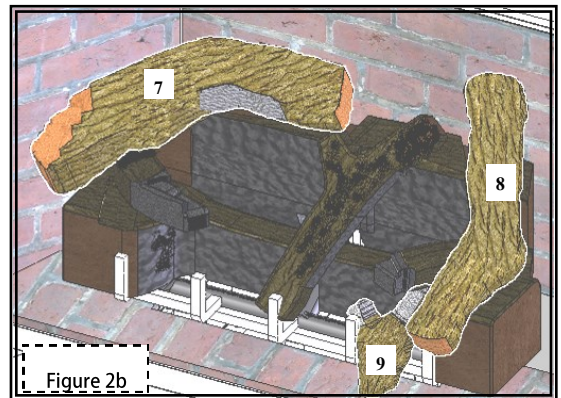
#11, #12 & #6 LOG PLACEMENT

Position #11, #12, and #6 logs onto corresponding cut-outs / notches on base logs. The #6 log must not extend over front of #2 log.



#7, #8 & #9 LOG PLACEMENT

Position #7, #8 and #9 logs onto corresponding cut-outs / notches on base, center logs and log grate.



COMPLETE LOG SET INSTALLATION

Use a steel or stiff bristle nylon brush to distribute Rock Wool Embers onto logs and burner.

